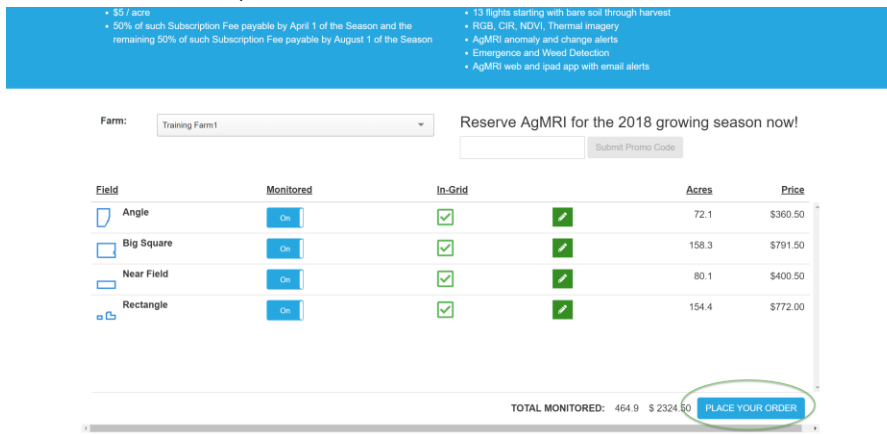


## Completing the Sign-Up Process

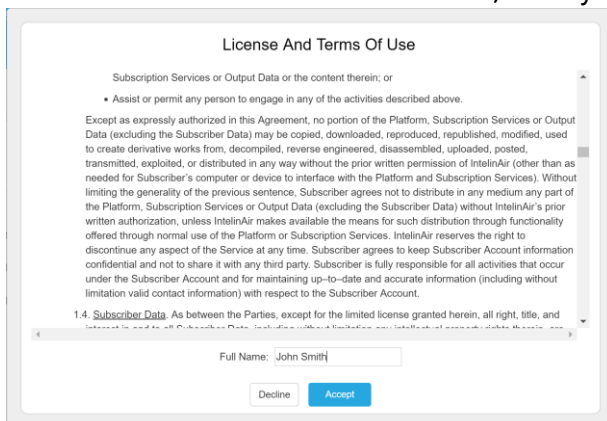
- Navigate to the Sign Up screen via the Sign Up button in the upper right part of the screen.



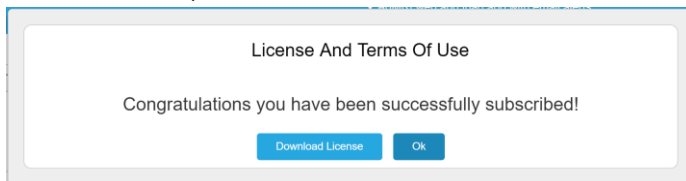
- Review your fields and ensure the ones you want to monitor are switched to on.
  - If you have fields showing out of grid you want covered, please contact us at [customersuccess@intelinair.com](mailto:customersuccess@intelinair.com) for assistance.
- If all looks correct, click the Place Your Order button at the bottom of the screen.



- Review the License and Terms of Use, enter your full name and click Accept.



- If desired, download a copy of your agreement.
- When finished, click OK. \*



## You are now ready to receive your AgMRI insights!

*\*Please note, once you submit the agreement, your fields will be locked for editing. Should you need to make changes, contact our Customer Success Team.*

## Questions? Contact our Customer Success Team!

Contact us at [customersuccess@intelinair.com](mailto:customersuccess@intelinair.com) or 833-My-AgMRI (833-692-4674).